


'Solve it together' Technique

Step 1 - 'Solve it together' code

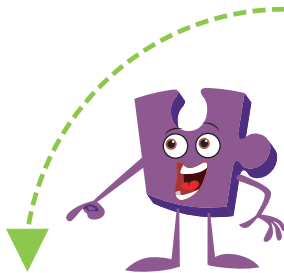
Each person needs to agree to

- Respect each other
- Take turns to speak
- Be honest
- Involve an adult if it is serious
- Want to solve the problem



Step 2 - Hearing both sides of the problem


Each child has the chance to say what he/she thinks happened.



Step 3 - Sharing feelings

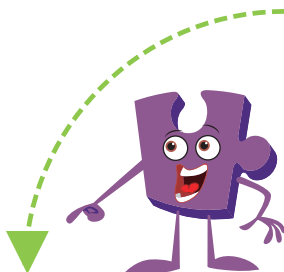
Each child has the chance to say how he/she feels about the situation.

Then each child has a chance to say how he/she thinks the other person might be feeling.



Step 4 - Finding solutions

The children think of what they can do to solve the situation or to make the situation better for them both.



Step 5 - The agreement

The children choose a solution and shake hands.

